

168,316 SF Available for Lease



0.2 miles to I-85 with 1,500' of Frontage

1001 Cherry Drive

Braselton, GA 30517

GCP | GROWTH
CAPITAL
PARTNERS

BroadPoint
PARTNERS

Matt Wirth

+1.678.488.2471

mwirth@broadpoint-partners.com

Hooper Wilkinson

+1.850.964.4667

hwilkinson@broadpoint-partners.com

Price Weaver

+1.404.210.4981

pweaver@broadpoint-partners.com

1001 Cherry Drive Braselton, GA 30517

1001 Cherry Drive in Braselton, GA, offers office and warehouse space with unparalleled access to I-85 via a full diamond interchange 0.2 miles away at Exit 129. The project provides connectivity to GA Hwy 53 and GA Hwy 124 as well as 1,500 feet of frontage on Interstate 85. In addition, the property offers tenants tremendous flexibility with above-market parking areas and 1+ acre of expansion land with potential for additional auto parking, trailer parking, or outside storage.

PROPERTY SPECIFICATIONS

Total Building SF	455,602 SF	Office / Showroom SF	± 25,000 SF	Auto Parking	356 (expandable)
Available SF	168,316 SF	Column Spacing	40' x 40'	Trailer Parking	Available
Lot Size	30.47 AC with 1+ AC available for additional parking or development	Clear Height	22' minimum	Lighting	LED
		Dock High Doors	11	Floors	6" reinforced concrete
		Drive-In Doors	5	Power	2,500 A, 277/480 V, 3-P

Available
168K
Square Feet

Parking
or Outside
Storage
Potential



Leased
287K
Square Feet

Lot Size
30.47
Acres

Site Plan 1001 Cherry Drive



Site Area:
30.5 acres

LEASED
287,286 SF

AVAILABLE
168,316 SF

Office

Parking /
outside storage
potential

Expansion Pad

CHERRY DR

356 auto spaces

22' min.
clear height

LED interior
lighting

Additional truck access point



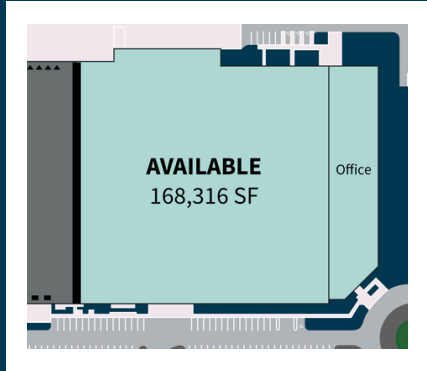
Floor Plan 1001 Cherry Drive

WAREHOUSE SF

±143k

OFFICE SF

±25k



LOADING

COLUMN SPACING

40' x 40'

CLEAR HEIGHT

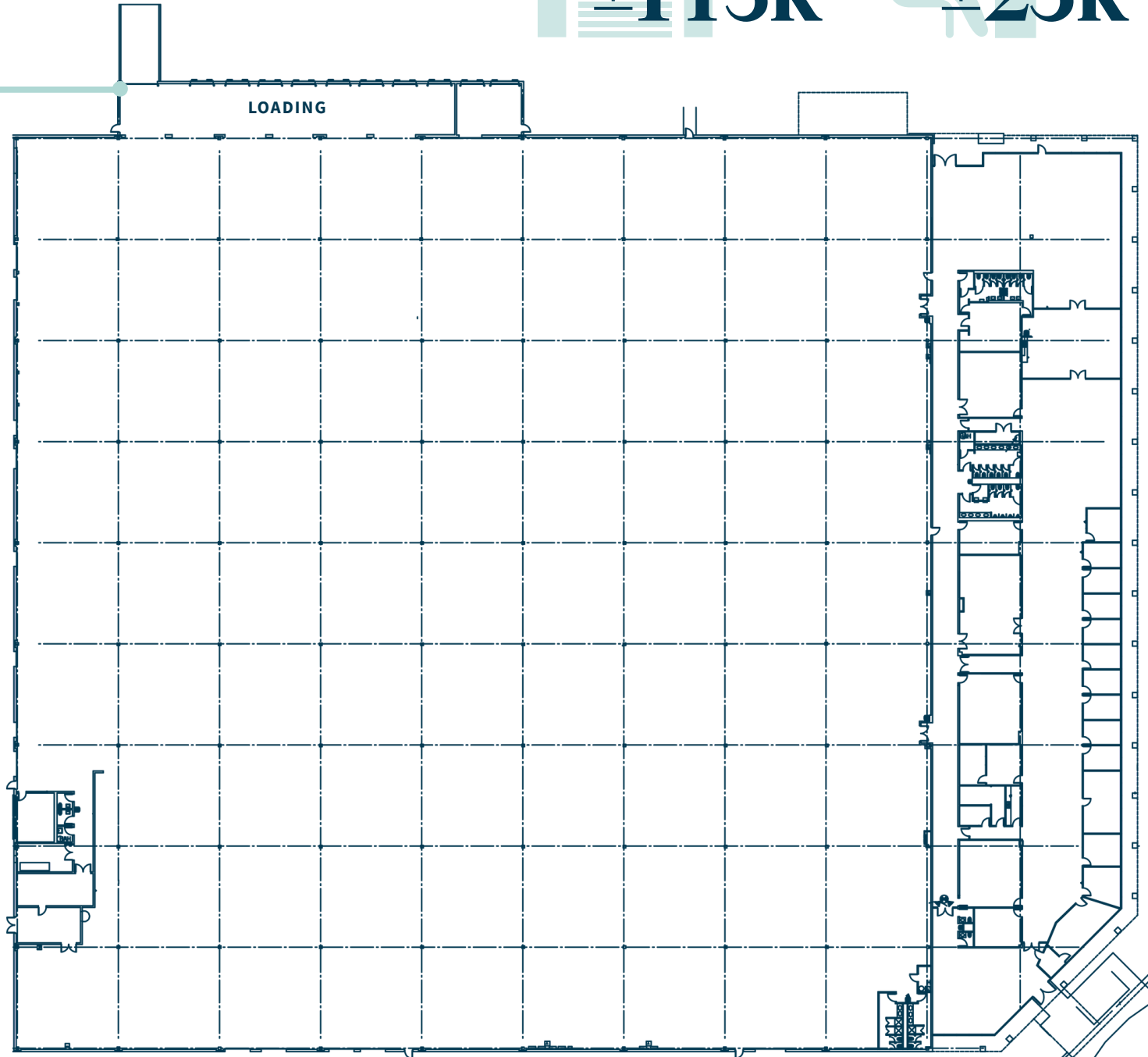
22' Min

DOCK HIGH DOORS

11

DRIVE-IN DOORS

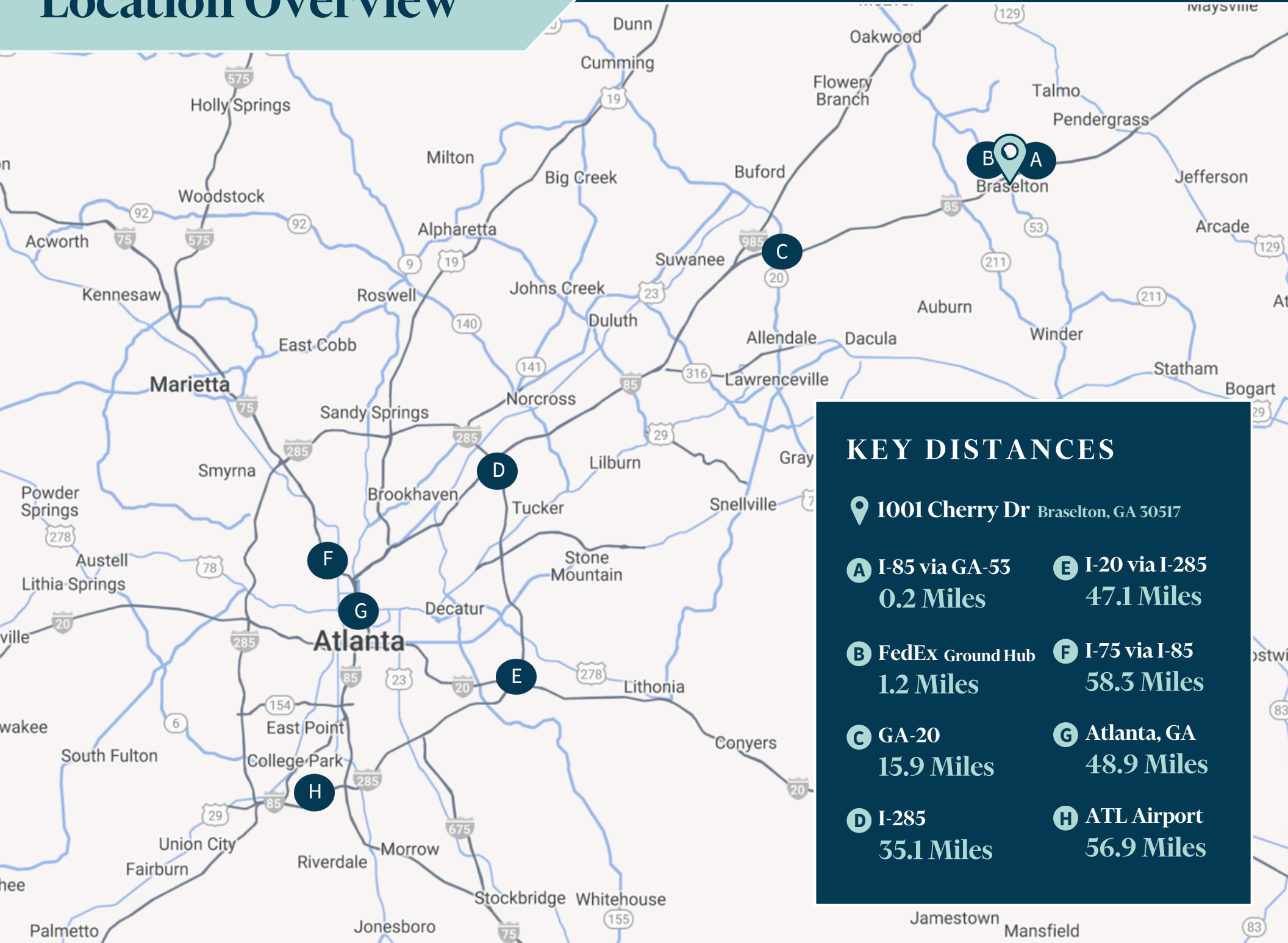
5



Access Overview



Location Overview



KEY DISTANCES

📍 1001 Cherry Dr Braselton, GA 30517

- | | |
|--|---------------------------------------|
| A I-85 via GA-53
0.2 Miles | E I-20 via I-285
47.1 Miles |
| B FedEx Ground Hub
1.2 Miles | F I-75 via I-85
58.3 Miles |
| C GA-20
15.9 Miles | G Atlanta, GA
48.9 Miles |
| D I-285
35.1 Miles | H ATL Airport
56.9 Miles |

168,316 SF Available for Lease



1001 Cherry Drive Braselton, GA 30517

Owned By

GCP | G R O W T H
C A P I T A L
P A R T N E R S

Leased By

BroadPoint
P A R T N E R S

Leasing Contacts

Price Weaver

Principal

+1.404.210.4981

pweaver@broadpoint-partners.com

Hooper Wilkinson

Principal

+1.850.694.4667

hwilkinson@broadpoint-partners.com

Matt Wirth

Principal

+1.678.488.2471

mwirth@broadpoint-partners.com

This document/email has been prepared by BroadPoint Partners for advertising and general information only. BroadPoint makes no guarantees, representations or warranties of any kind, expressed or implied, regarding the information including, but not limited to, warranties of content, accuracy and reliability. Any interested party should undertake their own inquiries as to the accuracy of the information. BroadPoint excludes unequivocally all inferred or implied terms, conditions and warranties arising out of this document and excludes all liability for loss and damages arising there from. This publication is the copyrighted property of BroadPoint and/or its licensor(s). © 2025. All rights reserved. This communication is not intended to cause or induce breach of an existing listing agreement. BroadPoint Partners, LLC.